




PROJECT OUTCOME CERTIFICATE

Name of Project	Provision of Water Supply to Majhigaon, Deuligaon, Kismat and its adjoining area in Chandbali.		
Project code			
Project components <i>(to be filled in by PHEO)</i>			
Intake (dia. & Cap. in MLD)	Nil		
WTP (Cap. in MLD)	Nil		
Production well (Nos. & Cap. in ML)	200 mm dia -1 No, 0.316 ML		
Storage ESR (Nos. & Cap. in ML)	Nil		
GSR (Nos. & Cap. in ML)			
Distribution network (length in Km)	1.73 Km		
Outcome <i>(Pre&post target to be entered by PHEO in sync. with monitoring tool)</i>			
Description	Pre Implementation	Post Implementation - Target	Post Implementation -Actual(to be verified & recorded by the team)
Increase in Supply Quantity (LPCD*)	0	70	70
Storage (ML)	NA	NA	NA
Increase in Supply Duration (Hrs)	0	8	8
Household Coverage In project area	<i>Total No of Houses in the Project area = 90 & Existing Connections = 0</i>	<i>Targeted no. of New connections = 90</i>	<i>Actual no. of new Connections = 0</i>
Equity & Adequacy <i>(Adequate quantity reaches last house in tail end)</i>	Yes		<i>Please Tick the appropriate box</i>
	√		
	No		
<i>*Computation of LPCD =(Daily quantity supplied to project area in ltr)/(total population in project area)</i>			

Certified that the above project has been completed and put to service. The information provided herein are correct to best of our knowledge.

Signature, Name& Designation

	 Executive Officer Chandbali	 Collector's Representative	 PHEO Representative
Councillor(s)/ Corporator(s)	Commissioner's/Executive Officer's representative	Collector's Representative	PHEO Representative




Note: This certification cannot be treated as confirmation or approval of execution quantity

PROJECT OUTCOME CERTIFICATE

Name of Project	Provision of Water Supply to Kandha and its adjoining area in Chandbali.		
Project code			
Project components <i>(to be filled in by PHEO)</i>			
Intake (dia. & Cap. in MLD)	Nil		
WTP (Cap. in MLD)	Nil		
Production well (Nos. & Cap. in ML)	200 mm dia -1 No, 0.374 ML		
Storage ESR (Nos. & Cap. in ML)	Nil		
GSR (Nos. & Cap. in ML)			
Distribution network (length in Km)	1.68 Km		
Outcome <i>(Pre&post target to be entered by PHEO in sync. with monitoring tool)</i>			
Description	Pre Implementation	Post Implementation - Target	Post Implementation -Actual (to be verified & recorded by the team)
Increase in Supply Quantity (LPCD*)	0	70	70
Storage (ML)	NA	NA	NA
Increase in Supply Duration (Hrs)	0	8	8
Household Coverage In project area	<i>Total No of Houses in the Project area = 105 & Existing Connections = 0</i>	<i>Targeted no. of New connections = 105</i>	<i>Actual no. of new Connections = 0</i>
Equity & Adequacy (Adequate quantity reaches last house in tail end)	Yes	√	<i>Please Tick the appropriate box</i>
	No		
*Computation of LPCD =(Daily quantity supplied to project area in ltr)/(total population in project area)			

Certified that the above project has been completed and put to service. The information provided herein are correct to best of our knowledge.

Signature, Name& Designation

	 Executive Officer, N.A.C. Chandbali	 Collector's Representative	 PHEO Representative
Councillor(s)/ Corporator(s)	Commissioner's/Executive Officer's representative	Collector's Representative	PHEO Representative

Asst. Collector, Public Health Section, Chandbali
Asst. Collector, Public Health Section, Chandbali

Note: This certification cannot be treated as confirmation or approval of execution quantity