




PROJECT OUTCOME CERTIFICATE

| | | | |
|---|--|----------------------------|--|
| Name of Project: | Provision of 4 nos 200mm dia production well with trial bore, pump house & ancillary works with pipe line at Benabharati area, Kanaka durga mandir area, Chin-ini area & Housing board area under Koraput Municipality under State action plan for the year 2017-18. | | |
| Project Code | | | |
| Project Components (to be filled in by PHEO) | | | |
| Intake (dia & Cap. In MLD) | | | |
| WTP (Cap in ML) | | | |
| Production well (Nos & Cap in ML) | 4 nos > 335 lpm | | |
| Storage ESR (Nos. & Cap in ML) GSR (Nos. & Cap in ML) | 4 nos > 0.12 ML | | |
| Distribution network (length in Km) | 0.20 Km | | |
| Outcome (Pre & post target to be entered by PHEO in sync. With monitoring tool) | | | |
| Description | Pre Implementation | Post Implementation Target | Post Implementation Actual (to be verified & recorded by the team) |
| Increase in Supply Quantity (LPCD) | 85 | 135 LPCD | 110 LPCD |
| Storage (ML) | 0.12 ML | 0.12 ML | 0.12 ML |
| Increase in supply Duration (Hrs) | 30 minutes | 1 Hrs | 45 minutes |
| Household coverage in project area | 290 | 55 | (Enter actual no of new connection) |
| Equity & Adequacy (Adequate quantity reaches last house in the end) | Yes | | Please tick the appropriate box |
| | No | | |
| *Computation of LPCD = (Daily quantity supplied to project area in lit) total population in project area. | | | |

Certified that the above project has been completed and put to service. The information provided herein are correct to best of our knowledge.

Signature Name & Designation
Bhaguban Babinipati,
 M.Mgr

| | | |
|------------------------------|---|--|
| |  Project Director MUNICIPALITY |  PHEO Representative |
| Councillor(s)/ Corporate (s) |  Councillor MUNICIPALITY | PHEO Representative |

Note : This Certification cannot be treated as confirmation of approval of execution quantity